



Item #	Brand/Model	Job #	Length				L-L1 E1%		L-L0 E%		LM-L0 EM%		Young's Modulus MPa	Load@ LM kN	TT Time s
			L0 mm	L1 mm	L mm	LM mm	mm	%	mm	%	mm	%			
1	J / I	-/2011nu	320,05	324,16	324,81	338,82	0,65	2,01	4,77	1,49	18,77	5,87	1.081	4,06	621,6
2	J / I	6371	320,13	323,87	324,33	337,12	0,46	1,43	4,20	1,31	16,99	5,31	1.275	4,51	619,8
3	J / I	6371	320,32	323,57	323,91	334,69	0,34	1,06	3,60	1,12	14,37	4,49	1.480	4,12	616,8
4	J / I	6371	320,36	323,62	323,94	335,44	0,32	1,00	3,58	1,12	15,08	4,71	1.426	4,19	617,7
5	J / II	-/2011nu	320,04	322,83	323,22	334,53	0,39	1,22	3,18	0,99	14,49	4,53	1.502	3,84	616,9
6	J / III	-/2011nu	320,01	322,83	323,23	335,34	0,39	1,22	3,22	1,01	15,32	4,79	1.436	4,46	617,9

Test standard: ISO 12636 4.2 (L0 to L) (*)
4.3 (L to break)

Tester: Lloyd LR 10K Plus
Grips Distance: 320 mm
Sample Dimensions: 50 x 390 mm
(*) - Bench marks not used.
An alternate 1' hold-time short test is also used.
Results may not be comparable with those strictly conducted according to ISO 12636.
Graphs: Items 1; 3; 5 & 6

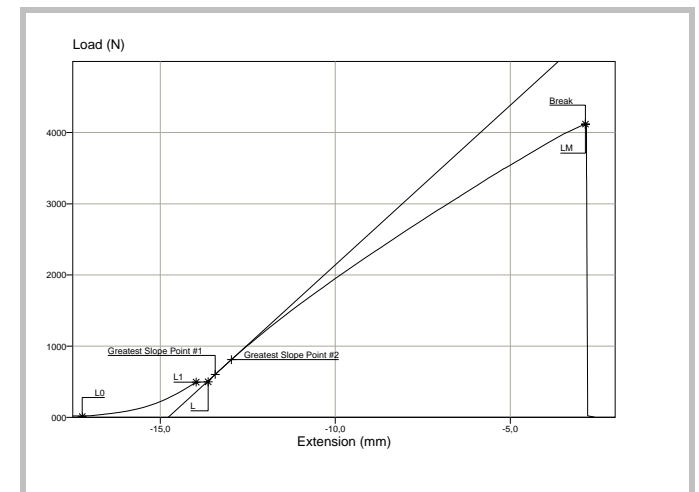
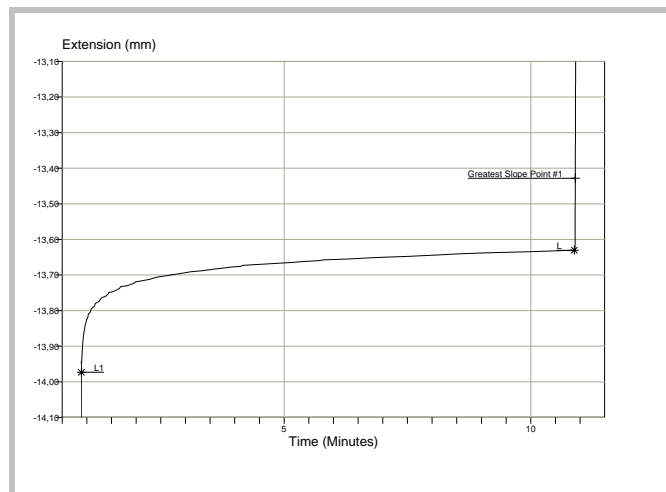
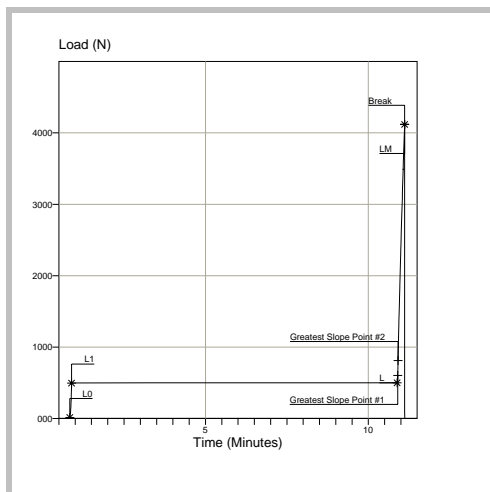
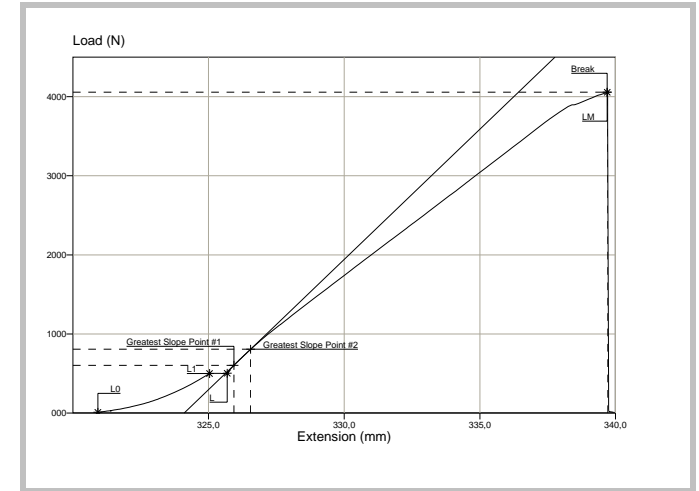
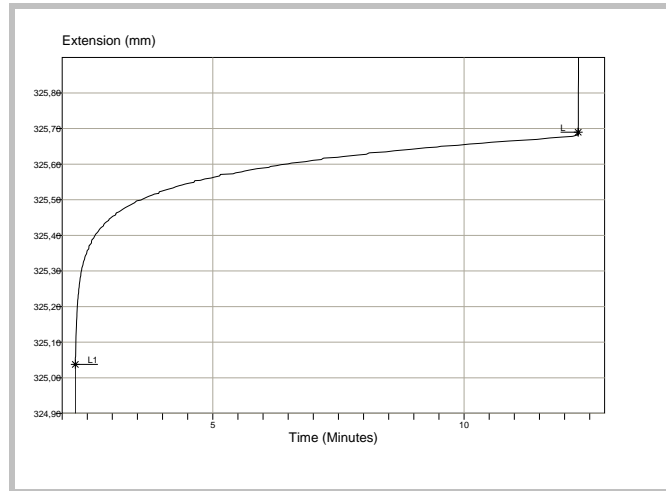
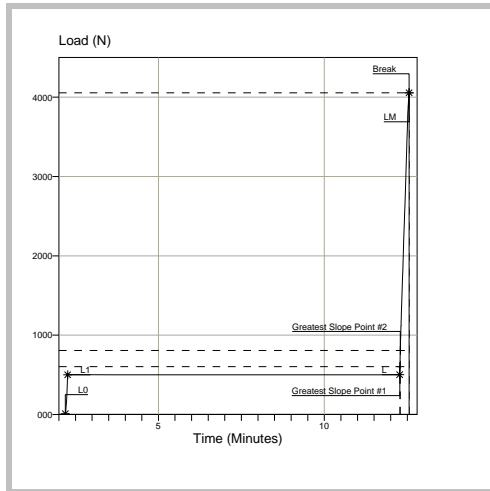
Legend
Extension (mm)
L0: @ 10 N L1: @ 500 N
L : after 10' hold @ 500 N LM: @ break

~"Yield during Print"
L-L1: ΔL after 10' @ 500N (mm)
E1 % = $[(L-L_1)/L_1] * 1000$ %
Default Graph Window Extension: 1 mm

~"Mounting" elongation
L-L0: ΔL after tensioning-&-seating (mm)
E % = $[(L-L_0)/L_0] * 100$ %
According to ISO 12636: E < 1,5 %

Elongation @ LoadM
LM-L0: DL @ Maximum Load (break) (mm)
EM % = $[(L_M-L_0)/L_0] * 100$ %

Modulus: stress/strain gradient @ greatest slope
Young's Modulus: (MPa)
Load @ LM: Max. Load (kN)
TT: test Time (s)





Iberográfica

Capa Rota - Portugal

Brand J

Elongation & Tensile

Doc. PROC-LAB-009

Date: 24-02-2012

Page 3 of 3 Rev. 0

