



Iberográfica

Capa Rota - Portugal

**Brand L
3 & 4 Ply Construction**

Elongation & Tensile

Doc. PROC- LAB - 009

Date: 21 - 03 - 2012

Page 1 of 4 Rev. 0

Item #	Brand/ /Model	Job #	Length				L-L1 E1%		L-L0 E%		LM-L0 EM%		Young's Modulus MPa	Load@ LM kN	TT Time s
			L0	L1	L	LM	Yield	Mounting	Tensile						
			mm	mm	mm	mm	mm	%	mm	%	mm	%			
1	L/II (3P)	MOHET9481(UV)	320,33	323,82	324,22	336,08	0,40	1,24	3,89	1,21	15,75	4,92	1214	3,07	78,3
2	L/II (3P)	MOHET9481(UV)	320,27	323,66	324,09	335,82	0,43	1,34	3,82	1,19	15,55	4,86	1207	2,98	77,9
3	L/II (3P)	MOHET9481(UV)	320,22	323,89	324,29	336,06	0,39	1,21	4,06	1,27	15,84	4,95	1219	3,04	78,3
4	L/II (3P)	DET5610(UV)	320,23	324,63	324,96	333,06	0,33	1,01	4,72	1,48	12,83	4,01	1383	2,61	74,7
5	L/II (3P)	DET5610(UV)	320,34	324,85	325,21	335,29	0,37	1,13	4,87	1,52	14,95	4,67	1265	2,71	77,2
6	L/II (3P)	DET5610(UV)	320,26	324,69	325,03	333,10	0,34	1,04	4,77	1,49	12,84	4,01	1375	2,61	74,7
7	L/II (3P)	DET5610(UV)	320,45	324,71	325,16	333,47	0,45	1,39	4,71	1,47	13,02	4,06	1.515	2,62	614,7
8	L/II (3P)	DET5610(UV)	320,40	324,52	324,96	332,87	0,44	1,37	4,57	1,43	12,47	3,89	1.449	2,78	614,1
9	L/II (3P)	DCT5616(UV)	320,63	325,18	325,64	334,14	0,46	1,42	5,02	1,56	13,51	4,21	1.397	2,60	615,2
10	L/II (3P)	DCT5616(UV)	321,22	325,92	326,41	334,00	0,49	1,49	5,19	1,62	12,79	3,98	1.401	2,56	614,3
11	L/III (3P)	14GRT5474	320,16	323,21	323,62	331,67	0,40	1,25	3,45	1,08	11,50	3,59	1.639	3,11	613,3
12	L/III (3P)	14GRT5474	320,19	323,33	323,70	330,10	0,36	1,12	3,51	1,10	9,91	3,09	1.671	2,94	611,3
13	L/I (4P)	CE0051 (2,07)	320,09	322,59	322,87	330,85	0,28	0,88	2,78	0,87	10,75	3,36	1.362	3,12	72,7
14	L/I (4P)	CE0051 (2,07)	320,22	322,63	323,00	332,13	0,37	1,14	2,78	0,87	11,90	3,72	1.668	3,76	614,0

Test standard: ISO 12636 4.2 (L0 to L) (*)
4.3 (L to break)

Tester: Lloyd LR 10K Plus

Grips Distance: 320 mm

Sample Dimensions: 50 x 390 mm

(*) - Bench marks not used.

An alternate 1' hold-time short test is also used.

Results may not be comparable with those strictly conducted according to ISO 12636.

Graphs: Items 1; 4; 7; 10; 12 & 14.

Legend

Extension (mm)

L0: @ 10 N

L1: @ 500 N

L : after 10' hold @ 500 N

LM: @ break

~"Yield during Print"

L-L1: ΔL after 10' @ 500N (mm)

E1 % = $[(L-L_1)/L_1] * 1000$ %

Default Graph Window Extension: 1 mm

~"Mounting" elongation

L-L0: ΔL after tensioning-&-seating (mm)

E % = $[(L-L_0)/L_0] * 100$ %

According to ISO 12636: E < 1,5 %

Elongation @ LoadM

LM-L0: DL @ Maximum Load (break) (mm)

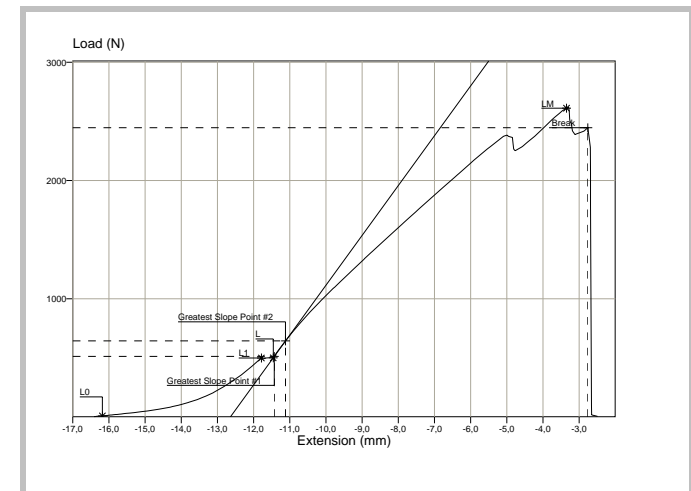
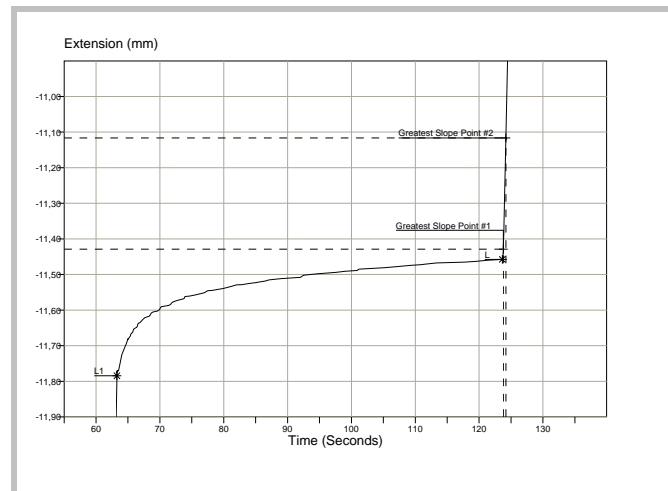
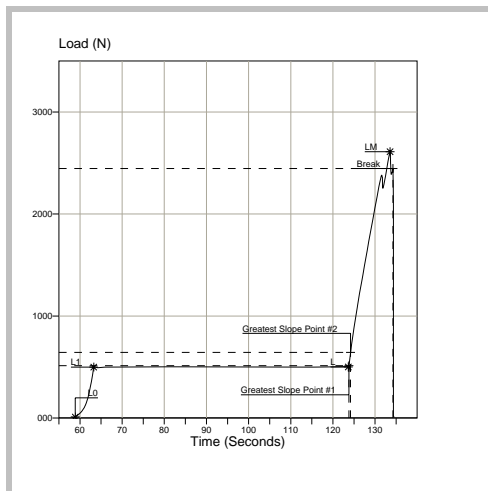
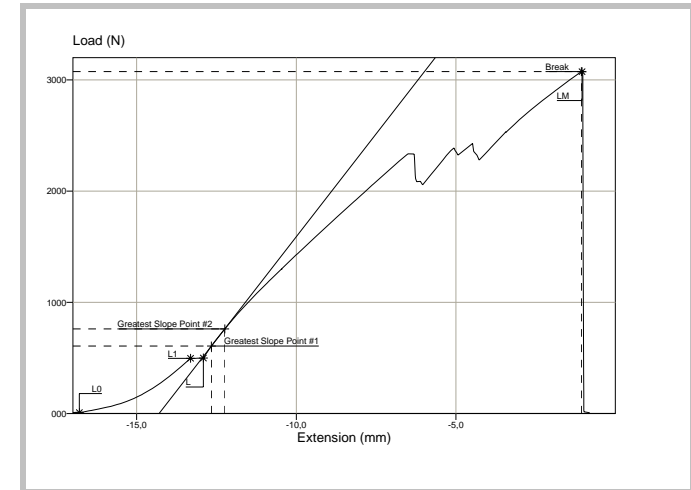
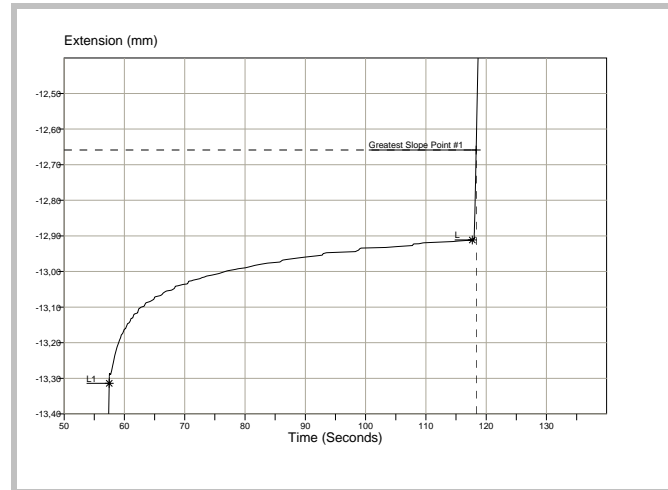
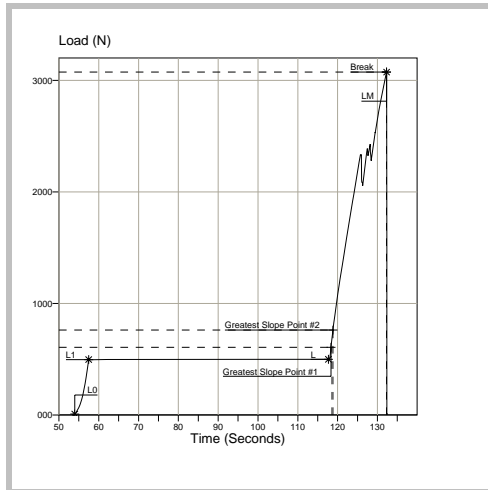
EM % = $[(L_M-L_0)/L_0] * 100$ %

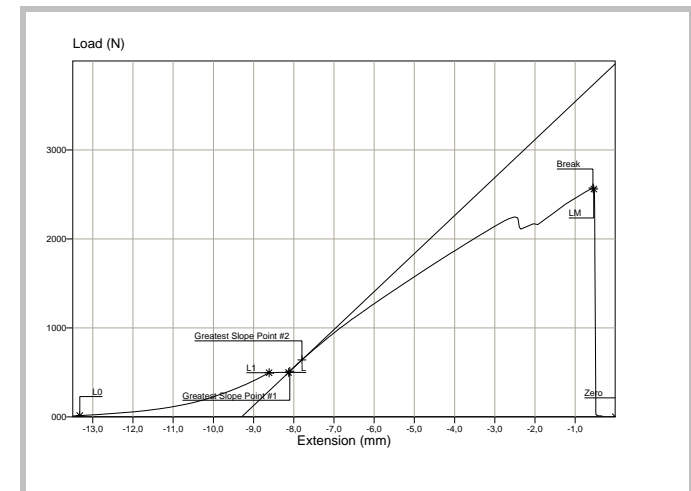
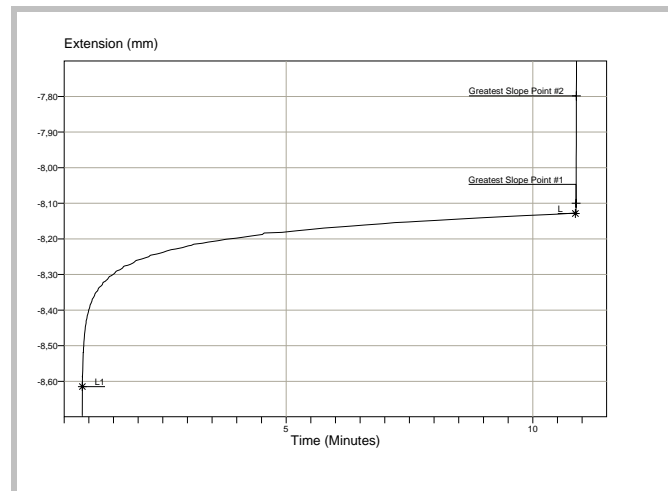
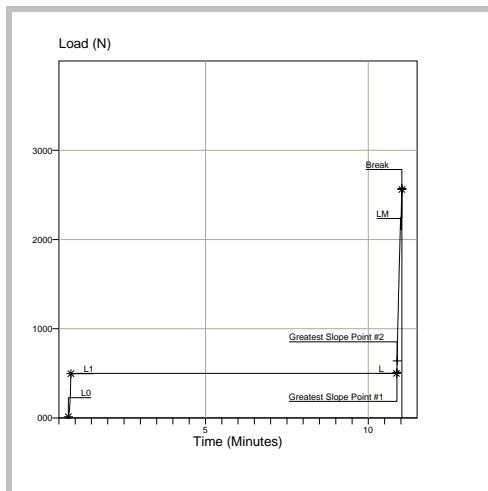
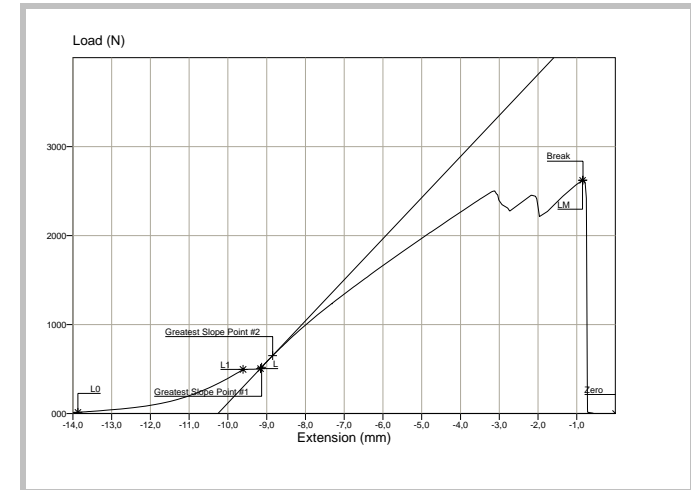
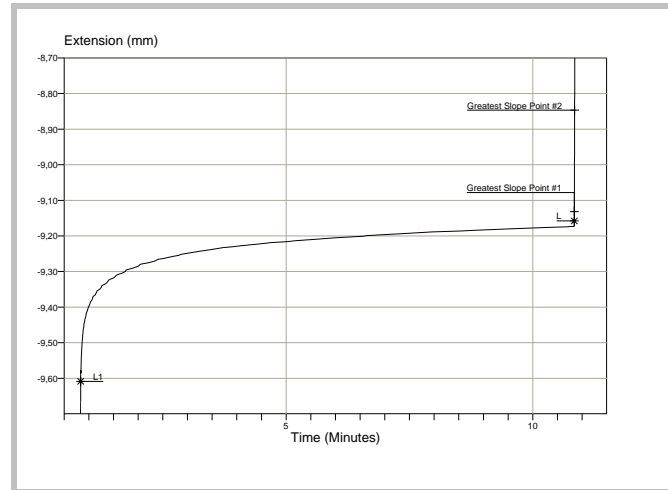
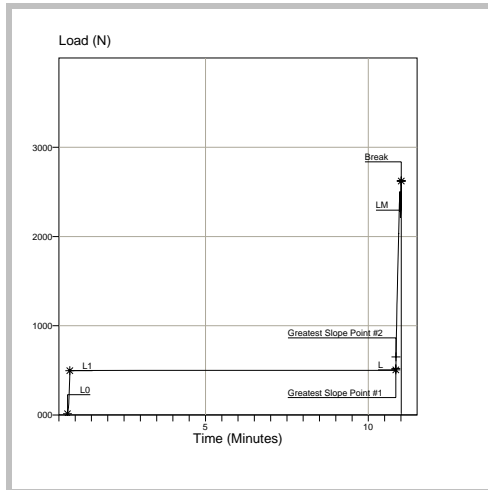
Modulus: stress/strain gradient @ greatest slope

Young's Modulus: (MPa)

Load @ LM: Max. Load (kN)

TT: test Time (s)







Iberográfica

Capa Rota - Portugal

Brand L 3 & 4 Ply Construction

Elongation & Tensile

Doc. PROC-LAB - 009

Date: 21 - 03 - 2012

Page 4 of 4

Rev. 0

